



# Installation Guide for Zip System®

**IMPORTANT:**  
Always refer to house  
wrap or building paper  
manufacturers install  
guidelines.

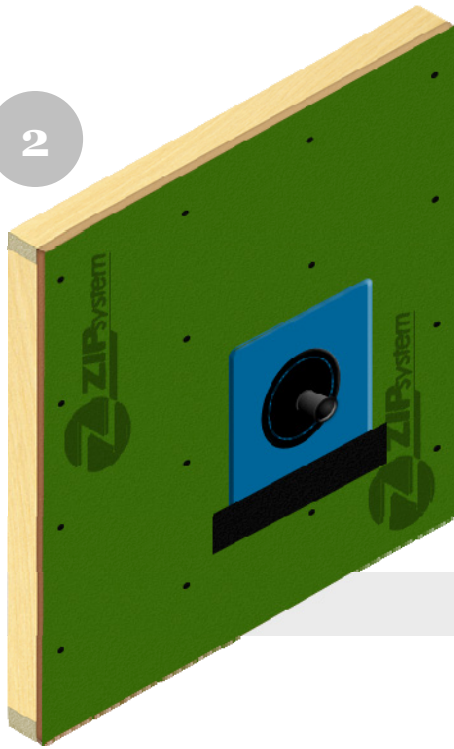


1




Slide Quickflash® panel  
onto pipe firmly pressing  
panel against the Zip  
System® wall.

2




Using Zip System® tape, secure the Quickflash® panel to the structure at the bottom of the panel.

3



Using Zip System® tape, secure the Quickflash® panel to the structure at the left then right of the panel.

4



Using Zip System® tape, secure the Quickflash® panel to the structure at the top of the panel.